

## How to Initiate a Reverse Exchange

**STEP 1**—Select a **QUALIFIED INTERMEDIARY** to assist you with the reverse exchange as early in the process as possible. Key points to consider in selecting a Qualified Intermediary are: the **knowledge and experience** of the staff; the **professional assistance** provided by the Qualified Intermediary to your real estate agent, CPA, and attorney; and the **security of the property** while it is being held by the Qualified Intermediary, which is of especially critical importance. It is highly recommended that you work with a Qualified Intermediary with significant financial strength and stability to insure that the Qualified Intermediary will be in business and able to transfer your property to you when you are ready to complete your exchange. **Investment Property Exchange Services, Inc. (IPX1031<sup>®</sup>)** is a subsidiary of Fidelity National Financial, Inc. (NYSE:FNF), a Fortune 500 company and a leading provider of title and specialty insurance, claims management, information services and other real estate related services.

**STEP 2**—In all types of exchange transactions, always instruct your real estate agent to include an “Exchange Cooperation Clause” as an addendum to the purchase and sale agreement on both the relinquished property(ies) and the replacement property(ies). IPX1031<sup>®</sup> has sample exchange cooperation clauses available for this purpose.

**STEP 3**— Contact your tax and/or legal advisor as early in the reverse exchange process as possible to determine the advisability of completing a reverse exchange. Your Qualified Intermediary will consult with your tax and/or legal advisor to determine which property, the replacement or the relinquished, will be used in the reverse exchange. This determination will depend upon such variables as the type of property in the exchange, the lender on the property to be purchased, environmental issues, tenant issues, construction plans, vesting and entity title issues, and numerous tax considerations. Reverse exchanges are significantly more expensive than delayed or simultaneous exchanges because they are more complex and require additional time and effort by the Qualified Intermediary to set up and administer. In addition, since the Qualified Intermediary or its affiliated Exchange Accommodation Titleholder must hold title to either the relinquished or replacement properties to complete the exchange, the Qualified Intermediary has increased risk and liability in reverse exchanges that is not present in delayed or simultaneous exchanges, which significantly adds to the cost of the exchange.

**STEP 4**— Contact your Qualified Intermediary *as soon as possible after entering into the purchase and sale agreement* for the purchase of the replacement property and advise the Qualified Intermediary of the timing and close of the transaction. **IPX1031<sup>®</sup> recommends two weeks prior notice to review the details of the reverse exchange and to prepare the applicable exchange documents.** Both your attorney or accountant and IPX1031<sup>®</sup> must approve the transaction before IPX1031<sup>®</sup> will finalize the exchange documents. IPX1031<sup>®</sup> will work closely with your tax and legal advisors during every step of the transaction. IPX1031<sup>®</sup> has a National Reverse and Improvement Exchange Division that specializes exclusively in these types of transactions. IPX1031<sup>®</sup> will draft the appropriate Qualified Exchange Accommodation Agreement, Assignment, Project Management Agreement (for reverse build-to-suit exchange), Exchange Agreement, Exchange Closing Instructions, and other documents for execution prior to the close of the property being acquired in the reverse exchange. In a reverse build-to-suit exchange, the Exchange Accommodation Titleholder will also assign into the construction contract as the owner. In a “safe harbor” reverse build-to-suit exchange, the construction must be completed prior to the end of the 180-day exchange period. **DO NOT CLOSE ON THE REPLACEMENT PROPERTY WITHOUT A QUALIFIED INTERMEDIARY AND ALL OF THE REVERSE EXCHANGE DOCUMENTS IN PLACE.**

**STEP 5**—Prior to the Exchange Accommodation Titleholder taking title to either the replacement or relinquished property, you must have hazard and liability insurance coverage naming the Exchange Accommodation Titleholder as an insured or additional insured for the amount of liability coverage specified by IPX1031<sup>®</sup>. In reverse build-to-suit exchanges, each contractor or subcontractor that will work on the construction project must be licensed and have the appropriate insurance and a bond satisfactory to IPX1031<sup>®</sup>. In addition, prior to the Exchange Accommodation Titleholder taking title to commercial, industrial, or non-residential raw land, IPX1031<sup>®</sup> must be provided with a copy of the Phase I Environmental Site Assessment report or other comparable environmental evaluation that is no more than six months old for review and approval. IPX1031<sup>®</sup> will require that the Phase I be certified to the Exchange Accommodation Titleholder and the Phase I must state that the property is free of contamination.

---

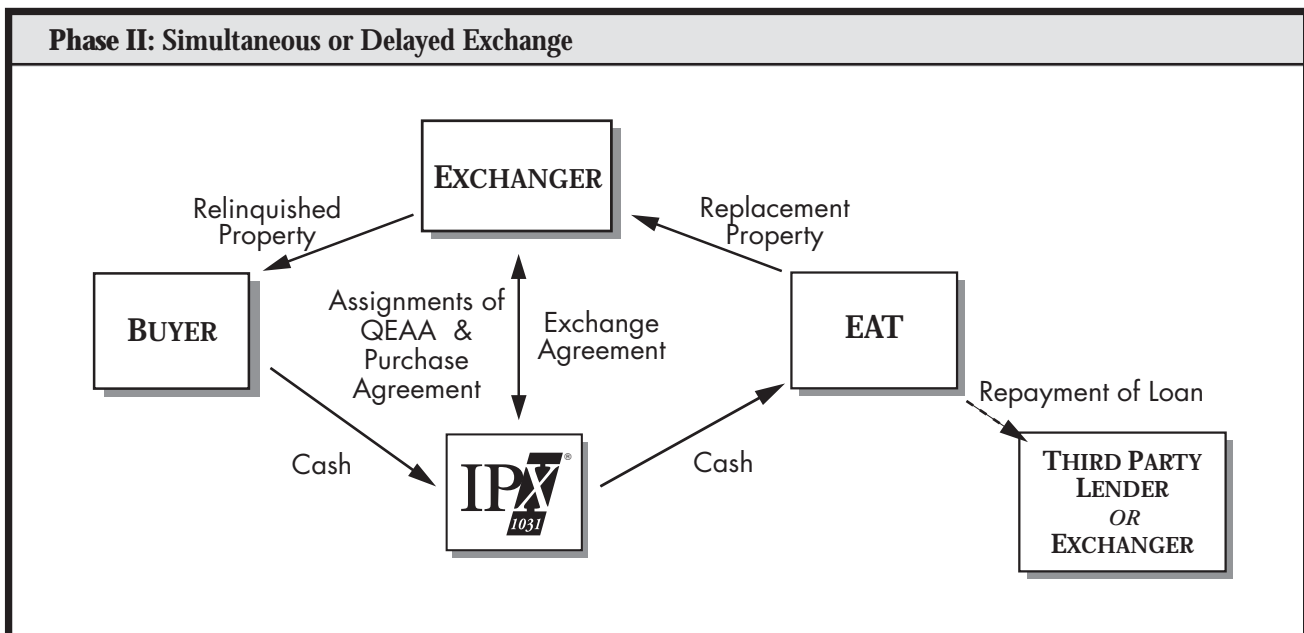
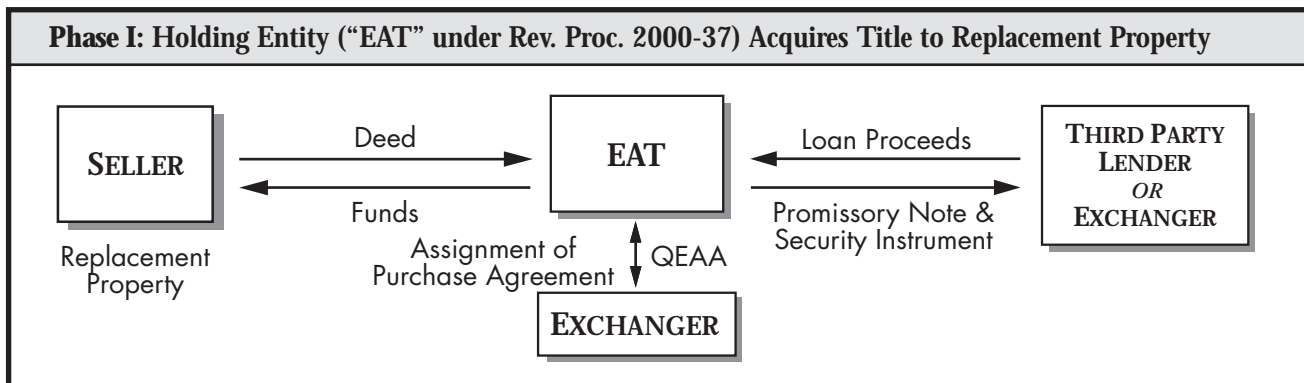
### Brief Exchanges

*Investment Property Exchange Services, Inc. cannot provide advice regarding specific tax consequences. Investors considering an IRC §1031 tax deferred exchange should seek the counsel of their accountant and attorney to obtain professional and legal advice.* © 2009 Investment Property Exchange Services, Inc.

## How to Initiate a Reverse Exchange *(Continued)*

**STEP 6**— If the Exchange Accommodation Titleholder is taking title to the replacement property and if there is a third party lender, you must inform your lender that you will be completing a reverse exchange and that the Exchange Accommodation Titleholder will be the borrower on the loan until such time as the replacement property is deeded to you. The loan must be non-recourse to the Exchange Accommodation Titleholder. Your lender may also require that the Exchanger be a guarantor on the loan and that the Exchanger offer other collateral (other than the relinquished property), if necessary, to meet the lender’s underwriting guidelines. IPX1031<sup>®</sup> will work closely with your lender to assist them in understanding the reverse exchange process.

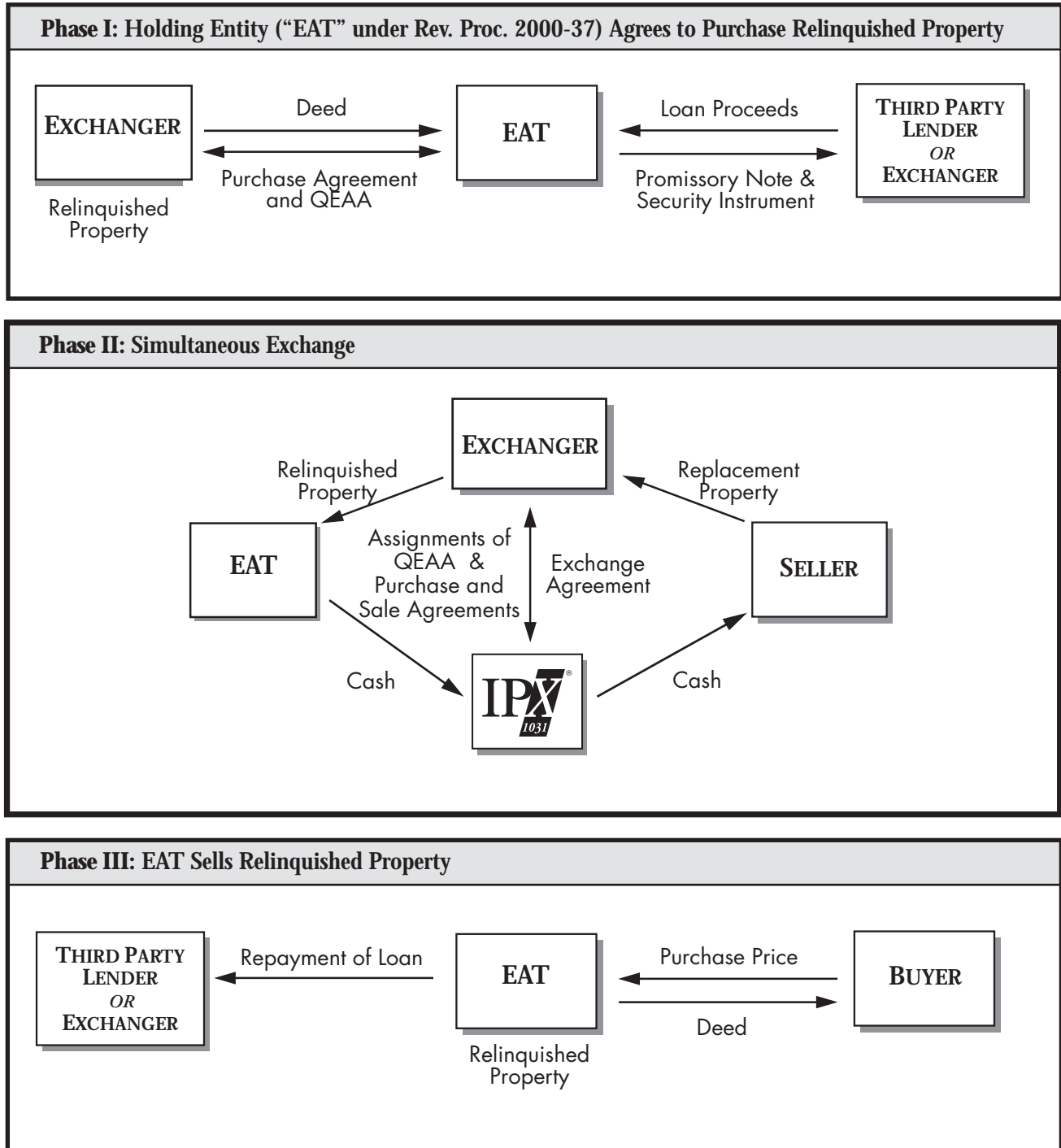
### “REPLACEMENT PROPERTY PARKED” Reverse Exchange



#### Brief Exchanges

*Investment Property Exchange Services, Inc. cannot provide advice regarding specific tax consequences. Investors considering an IRC §1031 tax deferred exchange should seek the counsel of their accountant and attorney to obtain professional and legal advice.* © 2009 Investment Property Exchange Services, Inc.

# “RELINQUISHED PROPERTY PARKED” Reverse Exchange

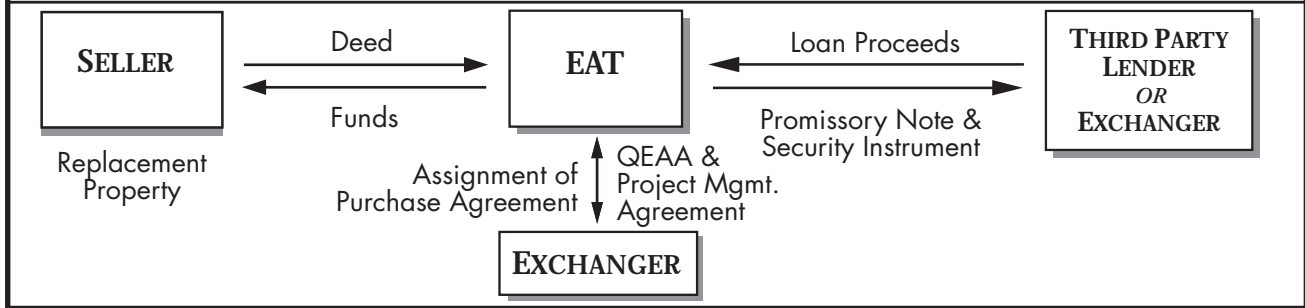


## Brief Exchanges

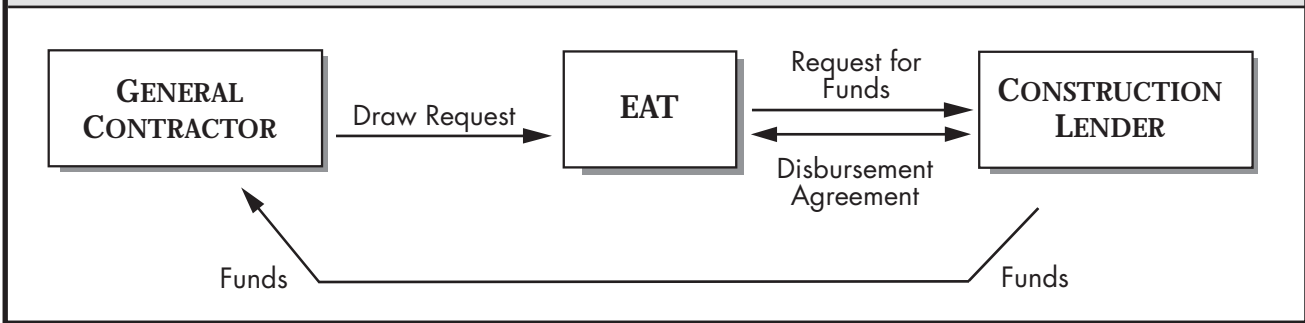
Investment Property Exchange Services, Inc. cannot provide advice regarding specific tax consequences. Investors considering an IRC §1031 tax deferred exchange should seek the counsel of their accountant and attorney to obtain professional and legal advice. © 2009 Investment Property Exchange Services, Inc.

# “REVERSE BUILD-TO-SUIT” Exchange

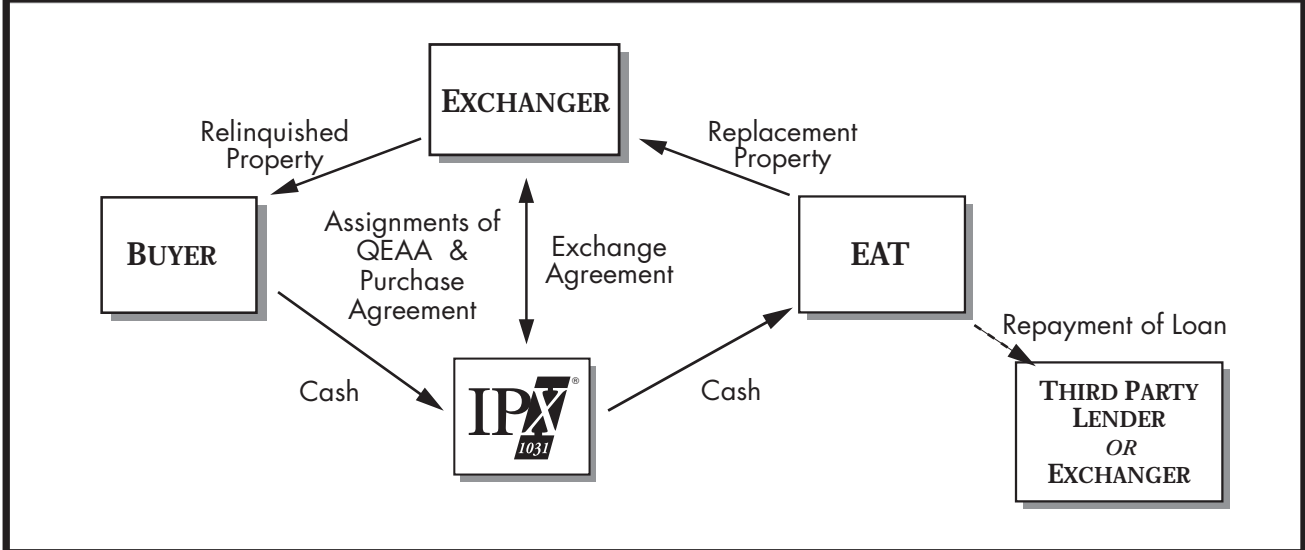
## Phase I: Holding Entity (“EAT” under Rev. Proc. 2000-37) Acquires Title to Replacement Property



## Phase II: Construction of Improvements



## Phase III: Simultaneous or Delayed Exchange



### Brief Exchanges

Investment Property Exchange Services, Inc. cannot provide advice regarding specific tax consequences. Investors considering an IRC §1031 tax deferred exchange should seek the counsel of their accountant and attorney to obtain professional and legal advice. © 2009 Investment Property Exchange Services, Inc.